

people:skills:jobs:



Department for
**Employment
and Learning**
www.delni.gov.uk

STATISTICAL BULLETIN

ApprenticeshipsNI

Statistics from September 2007 to April 2014



TABLE OF CONTENTS

Section	Page
<u>INTRODUCTION</u>	2
<u>KEY STATISTICS</u>	4
<u>Starts</u>	4
<u>Occupancy</u>	5
<u>Leavers</u>	6
<u>Main Outcomes</u>	7
<u>NOTES TO READERS</u>	8
<u>STATISTICAL TABLES</u>	13

INTRODUCTION

Coverage

This Statistical Bulletin is part of a regular series published by the Department for Employment and Learning (DEL) to provide key information on the [ApprenticeshipsNI](#) programme and contains data to April 2014. The Bulletin is published on a quarterly basis.

The statistics presented in this Bulletin cover a range of topics including starts, occupancy, leavers and outcomes for participants on ApprenticeshipsNI. For more information on the coverage please see the [Notes to Readers](#) section.

Policy and Operational Context

ApprenticeshipsNI aims to provide participants with the opportunity to take part in a Level 2/Level 3 Apprenticeship where the apprentice, in paid employment from day one, works towards achieving an industry-approved Level 2/Level 3 Apprenticeship Framework.

ApprenticeshipsNI aims to:

- provide apprentices with the knowledge, understanding, and competence to work at a higher level in their chosen occupation;
- offer high quality training to fulfil the requirements of an appropriate Apprenticeship Framework;
- contribute to raising the skills level of the Northern Ireland workforce;
- provide opportunities for progression to further and higher education and training; and
- encourage the direct involvement of employers in training key personnel.

It should be noted that the figures in this Statistical Bulletin are solely in respect of participants on ApprenticeshipsNI, introduced for new starts from September 2007.

Who will be interested?

The information presented in this Statistical Bulletin will be of interest to a wide variety of people including training suppliers and employers. For example, the statistics within and those derived from this Bulletin are currently used by DEL policy officials in their role of assisting and advising the Minister for Employment and Learning to discharge his duties; by the Northern Ireland Assembly and Employment and Learning committee to scrutinise DEL training programmes; and by DEL policy officials in order to monitor performance of the programme.

Structure

This Bulletin analyses key statistical information for this programme and data have been provided on numbers participating in ApprenticeshipsNI; on key personal characteristics of participants (such as sex and background); on the ApprenticeshipsNI provision undertaken within the programme; and on outcomes gained by participants.

The Bulletin consists of three sections:

- [Key Statistics](#) – Highlights the main facts from the statistical tables.
- [Notes to Readers](#) – Provides further information on programme design and terminology.
- [Statistical Tables](#) – Includes statistics on starts, occupancy, leavers and outcomes gained. Information is presented by Local Government District and Parliamentary Constituency.

It should be noted that this Bulletin does not represent the full apprenticeships position in Northern Ireland. The Jobskills Programme was replaced in September 2007 for new starts, however existing Jobskills participants continued to progress within Jobskills until their natural conclusion. Jobskills Modern Apprentices are not included in the figures within this Bulletin.

KEY STATISTICS

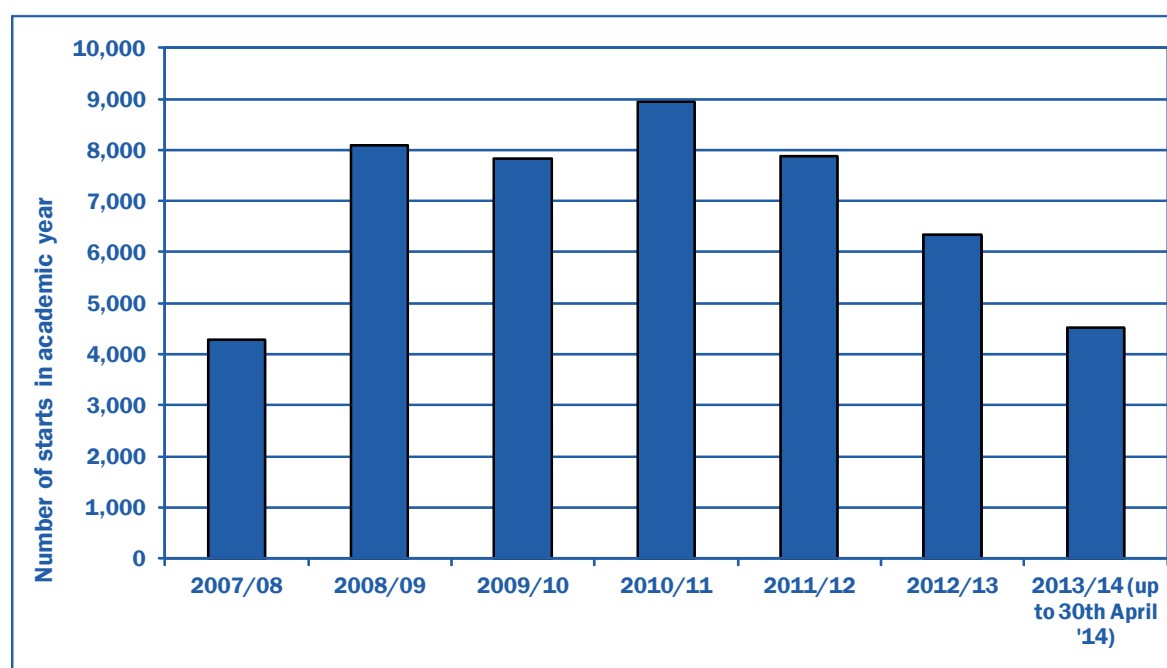
Starts

Between the academic years 2007/08 and 2013/14 (up to 30th Apr '14), 47,877 participants started ApprenticeshipsNI. **Figure 1** shows that between the academic years 2007/08 and 2008/09, there was an increase of 89% in the number of starts to the programme. This coincides with the change to the programme in September 2008, when apprenticeships were extended to those aged 25 and over.

The number of new starts in each academic year following on from 2008/09 to 2011/12 remained relatively steady with the exception of 2010/11, where there was an increase from 2009/10 of 14% in the number of new starts. This is likely to be attributable to the extended eligibility criteria for those aged 25 and over.

In the most recent academic year, 2013/14 (up to 30th Apr '14), **Figure 1** shows that 4,521 participants have started the programme.

Figure 1: ApprenticeshipsNI Starts (2007/08 to 2013/14 (up to 30th Apr '14)) ⁽¹⁾



Notes:

(1) From September 2007 ApprenticeshipsNI was aimed at individuals aged 16-24; however in September 2008 they became all-age apprenticeships. From August 2012 adult apprenticeships have been restricted to the priority economic sectors needed to rebalance the economy.

Source: Data extracted from the Department's Client Management System on 25th July 2014.

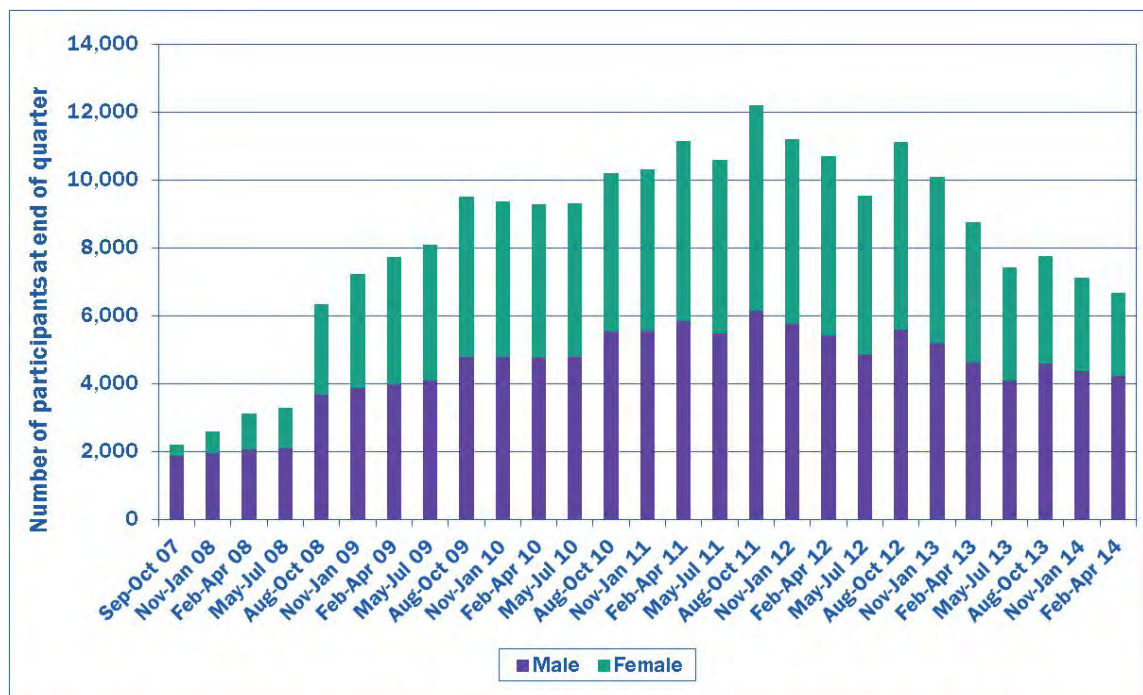
See [Section 1](#) of the Statistical Tables for further information on starts.

Occupancy

Between the quarters ending October 2007 and April 2014, the number of participants on ApprenticeshipsNI (at the end of the quarter) increased from 2,209 to 6,685. **Figure 2** shows that from the introduction of the programme in September 2007 to the quarter ending October 2009, the number of participants on programme (at the end of the quarter) rose sharply each quarter. From the quarter ending October 2009 to the quarter ending July 2011, occupancy levelled off. In the quarter ending October 2011 there was a sharp rise in the number of participants on ApprenticeshipsNI which coincided with the extended eligibility for the 25 and over age group. The most recent quarter shows that the number of participants on the programme has fallen by 45% since the peak recorded in the quarter ending October 2011. It should be noted that as apprenticeships can take up to four years to complete, there is a cumulative effect on the number of participants on programme each year.

Figure 2 also shows that at the start of the programme in September 2007, there were predominantly more male apprentices. From the beginning of 2009, occupancy on the programme became more evenly balanced between males and females, although there has been a noticeable decrease in the number and proportion of female apprentices over the last four quarters.

Figure 2: All participants on ApprenticeshipsNI by sex (September 2007 to April 2014) ⁽¹⁾



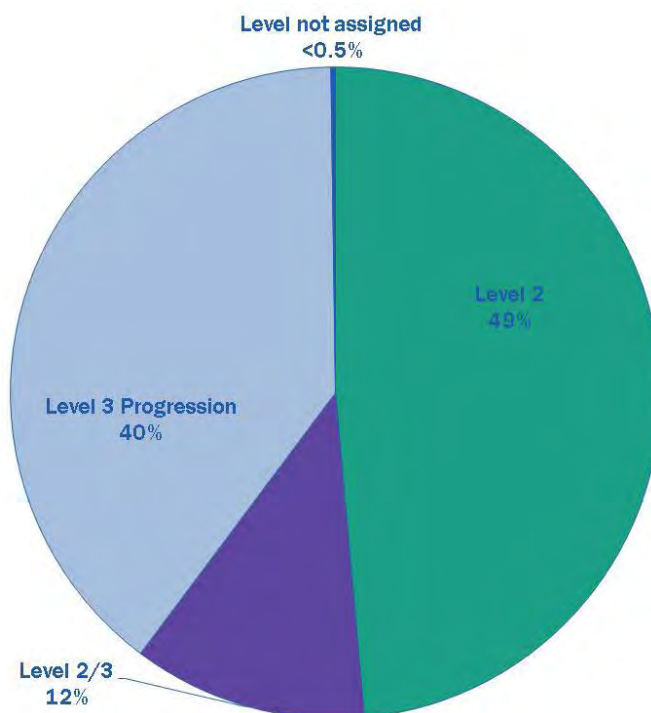
Notes:

- (1) From September 2007 ApprenticeshipsNI was aimed at individuals aged 16-24, however in September 2008 they became all-age apprenticeships. From August 2012 adult apprenticeships have been restricted to the priority economic sectors needed to rebalance the economy.

Source: Data extracted from the Department's Client Management System on 25th July 2014.

The total number of participants on ApprenticeshipsNI at the end of April 2014 was 6,685. Of the total number of participants, 3,248 (49%) were on Level 2; 779 (12%) were on Level 2/3, and 2,643 participants were on the Level 3 Progression route (40%) (see [Figure 3](#)).

Figure 3: All participants on ApprenticeshipsNI by level (April 2014) ⁽¹⁾



(1) 'Level not assigned' includes those participants for whom framework has not been recorded by the Supplier.
Source: Data extracted from the Department's Client Management System on 25th July 2014.

See [Section 2](#) of the Statistical Tables for further information on occupancy, including breakdowns by equality groups, geography and subject area (framework).

Leavers

Between the academic years 2007/08 and 2013/14 (up to 30th Apr '14), 42,084 participants left the ApprenticeshipsNI programme. The number of leavers increased each year over the academic years 2007/08 and 2011/12 and then decreased in 2012/13.

In the most recent academic year, 2013/14 (up to 30th Apr '14), 6,162 participants have left the programme.

See [Section 3](#) of the Statistical Tables for further information on leavers.

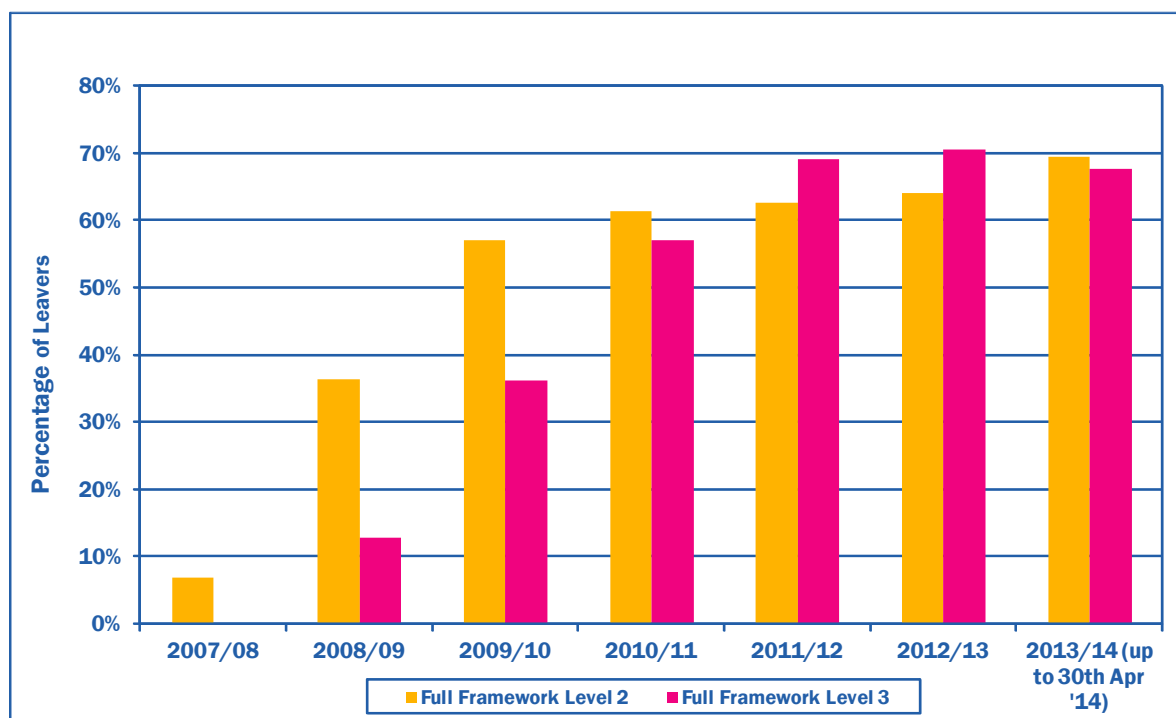
Main Outcomes

Between 2007/08 and 2013/14 (up to 30th Apr '14), 42,084 participants left ApprenticeshipsNI. Of these, 58% achieved their targeted Full Framework. **Figure 4** shows the percentage of leavers achieving a Full Framework Level 2 and a Full Framework Level 3 in each academic year.

Figure 4 shows that between 2009/10 and 2012/13, the percentage of leavers targeted at Level 2 achieving a Full Framework Level 2 averaged between 57% and 64% in the last four full academic years, after lower figures in the first two years of the programme. The percentage of leavers targeted at Level 3 achieving a Full Framework Level 3 increased from 13% to 71% between 2008/09 and 2012/13.

In the most recent academic year, 2013/14 (up to 30th Apr '14), **Figure 4** shows that 69% of leavers targeted at Level 2 achieved a Full Framework Level 2. During the same period, 68% of leavers targeted at Level 3 achieved a Full Framework Level 3.

Figure 4: Full Frameworks achieved by leavers from ApprenticeshipsNI (2007/08 to 2013/14 (up to 30th April 2014))



Source: Data extracted from the Department's Client Management System on 25th July 2014.

See [Section 4](#) of the Statistical Tables for further information on outcomes.

NOTES TO READERS

1. Context

It should be noted that the figures in this Statistical Bulletin are solely in respect of participants on ApprenticeshipsNI, introduced for new starts from September 2007.

2. Introduction

Apprenticeships are available in a wide range of occupational areas and may take up to four years to complete, and some time thereafter for achievements to be recorded, validated and reported upon.

The aim of ApprenticeshipsNI is to provide participants with the opportunity to achieve a Level 2/Level 3 Apprenticeship where the apprentice, in paid employment from day one, will work towards achieving the requirements of an industry-approved Level 2/Level 3 Apprenticeship Framework.

Each apprenticeship comprises an agreed set of qualifications, called an Apprenticeship Framework, as developed by Industry Recognized bodies such as Sector Skills Councils with the help of employers in their industry. Most Apprenticeship Frameworks follow a standard format that comprises:-

- a competency based qualification, e.g. a National Vocational Qualification;
- Essential Skills;
- a knowledge based qualification; and
- other mandatory or optional elements as specified by the particular industry for the occupational area.

Training Suppliers provide the underpinning knowledge and develop skills, while the employer provides the practical experience to put those skills to the test. Depending on the subject requirements, training may be delivered in a classroom or workshop setting.

The current frameworks can be found by following the link: [Current Frameworks](#).

3. Eligibility

Generally, people may enter ApprenticeshipsNI subject to:-

- having attained the legal minimum school leaving age in Northern Ireland;
- being contracted to work a minimum of 21 hours per week (including day release/off-the-job training) with one employer;
- having the potential to successfully complete all the requirements of the appropriate Level 2/Level 3 Apprenticeship Framework;
- meeting any health requirements specific to the occupation of their choice;

- having achieved any necessary entry academic qualifications determined by the relevant sector for the Apprenticeship and approved by the Department; and
- passing any entry tests specified by the relevant sector/employer and approved by the Department.

Note: From 27th August 2012 the policy for ApprenticeshipsNI was revised whereby adult apprenticeships are restricted to the priority economic sectors needed to rebalance the economy.

The following, are not eligible to enter an ApprenticeshipsNI-funded Level 2/Level 3 Apprenticeship:

- a person taking up, or already in, a self-employment opportunity;
- a public sector employee (i.e. a direct employee of a public body);
- a non-EU National, who is subject to employment restrictions and/or a time limit on his/her stay in Northern Ireland at the time of application to enter training;
- a person for whom the employer is claiming financial support from any other Departmental budget or programme; or
- a person following a full-time course of study in either further or higher education.

4. Source of Data

Clients' details are recorded on the Department's Client Management System (CMS) which is installed in Jobcentre/Jobs & Benefits offices and Careers Offices throughout Northern Ireland. This is an IT system which is used to facilitate the interface with the Department's customers. It maintains a basic client record; allows the preferred occupation stated by clients to be matched against suitable vacancies; records actions such as interviews, referrals to training opportunities, placing into jobs etc. In particular, it has been significantly enhanced to record ApprenticeshipsNI specific actions, and certain permitted data fields are populated automatically whenever Training Suppliers update their records on the Trainee Management System software.

The relevant data are extracted from CMS each month to form the ApprenticeshipsNI Database maintained by the Department's Programme Information and Analysis Branch (PIAB) within Analytical Services. The data for this Bulletin were extracted from CMS on 25th July 2014. The data presented are derived from the ApprenticeshipsNI database.

5. Definitions

The following notes explain the definitions underlying the data presented in this Statistical Bulletin except where these are self-explanatory – e.g. sex.

Participant: A participant is defined for statistical purposes as an individual on ApprenticeshipsNI. An individual can participate on ApprenticeshipsNI more than once.

Starts: Refers to the number of participants starting ApprenticeshipsNI who are on provision for more than 28 days and excludes Rejoins.

Occupancy: Refers to the number of participants on the programme/provision at a particular point in time. Occupancy figures relate to those participants on provision on the last Friday of the quarter.

Leavers: Refers to the number of participants leaving ApprenticeshipsNI who are on provision for more than 28 days and excludes Rejoins.

Rejoin: Refers to a participant who leaves a programme but later returns to the same programme, at the same level, on the same Framework, regardless of the Training Supplier they return to.

Academic year: Refers to 1st August to 31st July.

Level 2: Refers to those Apprentices with a specific Personal Training Plan, the targeted outcome of which is NVQ Level 2 or equivalent, but no higher.

Level 2/3: Refers to those Apprentices with a specific Personal Training Plan, who are pursuing an NVQ Level 2 en route to a targeted outcome which is NVQ Level 3 or equivalent.

Level 3: Refers to those Apprentices who have already met the Level 2 requirement before commencing a Level 3 programme.

Level not assigned: Refers to those Apprentices who are undertaking an apprenticeship but the level is not known. This is most likely due to the fact that the participant has not been on programme long enough to complete their initial assessment period and establish which framework they should be on. Without the framework code, the level of their apprenticeship cannot be determined.

National Vocational Qualification (NVQ): A nationally recognised competence based vocational qualification demonstrating practical and theoretical knowledge in an occupation area at a pre-set standard.

Full Framework: All the required elements of an Apprenticeship including the relevant NVQ and Technical Certificate if applicable and Essential Skills if applicable.

Background: The Department records information reported by the participant, who may indicate if they are from a Catholic, Protestant or Other background. Participants who do not respond are classified as Not Known.

Ethnic Origin: The Department records ethnic origin as reported by the participant under the following categories - Bangladeshi, Black-African, Black-Caribbean, Black-Other, Chinese, Indian, Irish Traveller, Malaysia, Mixed, Pakistani, Vietnam, White, Other or Unknown. For statistical purposes ethnic origin is reported in this publication as White, Non White and Not Known. The 'Non White' figures quoted are those clients who record their ethnic origin as other than White.

Dependants: The Department records the number of dependants as reported by the participant. Each participant is asked to indicate (yes or no) if they have any dependants. By dependants the Department means that they are the main carer for a child (aged 16 or under), a person with a disability or an elderly person.

Marital Status: The Department records marital status background information as reported by the participant, who is asked if he/she is married, living with a partner, single (never married), separated, divorced or widowed. For statistical purposes marital status is reported in this publication as Single, Married/Co-Habiting, Widowed/Separated/Divorced and Not Known.

People with a disability: The Department records disability as self-assessed by the participant. A participant is asked to indicate (yes or no) if they have a disability according to the following definition:

A person has a disability if he/she has a 'physical or mental impairment which has a substantial and long term adverse effect on his/her ability to carry out normal day to day activities'.

If the participant indicates 'yes' they are asked to provide further details.

Note: In each of the equality categories, an answer of 'Not Known' may occur – this is where no data have been recorded by the Department and the information is not known.

6. Revisions

Over time, as more information becomes available, estimates can be revised to improve quality and accuracy, which will provide a better picture of that being measured. The programme dynamics of ApprenticeshipsNI may lead to the revision of published statistics as described in the previous section. In addition there may be a lag in recording some information on the administrative system and therefore statistics may be updated in future to improve accuracy.

7. Quality Measures

Relevance: This Statistical Bulletin has been drafted following consultation with customers. The key customers within Government use the data to monitor performance of the programme and consider operational impacts of delivering the programme. There is ongoing interaction with users to ensure the data are still relevant to meet their needs.

Accuracy: The statistics included are representative of the administrative database (CMS) at the time of data extraction. The administrative system has in-built validation checks to minimise user error and can be interrogated to assess data quality and cross check statistics. Validation checks are also carried out on the ApprenticeshipsNI database. A small number of erroneous records are excluded from the ApprenticeshipsNI database.

Timeliness and Punctuality: Data in this Bulletin include all participants who commenced ApprenticeshipsNI on or before the 30th April 2014. The time gap between this date and the publication date is due to a lag of three months that must be left before data can be extracted from CMS, along with time taken to complete validation and processing. The publication schedule for the Department for Employment and Learning can be accessed via the following link: [Statistics Publication Schedule](#).

Accessibility and Clarity: This Statistical Bulletin is part of a regular series published by the Department for Employment and Learning. The Bulletin is published on a quarterly basis. It is available on the Department's website and is free of charge. The Bulletin includes tables, text and charts. The Bulletin is available in other formats upon request.

Comparability: The Bulletin provides data by academic year and by quarter since the programme was introduced in Northern Ireland to enable comparisons over time. When methodological changes or other effects such as programme changes are made, every effort is made to ensure that all previous data are amended to make them directly comparable.

STATISTICAL TABLES

SECTION 1: APPRENTICESHIPSNI STARTS	14
Table 1.1:ApprenticeshipsNI starts by sex (2007/08 to 2013/14)	14
Table 1.2:ApprenticeshipsNI starts by level (2007/08 to 2013/14)	14
SECTION 2: OCCUPANCY ON APPRENTICESHIPSNI	15
Table 2.1:All participants on ApprenticeshipsNI by sex (September 2007 to April 2014)	15
Table 2.2:All participants on ApprenticeshipsNI by Framework (April 2014)	16
Table 2.3:All participants on ApprenticeshipsNI by equality group (April 2014)	18
Table 2.4:All participants on ApprenticeshipsNI by Local Government District (April 2014)	19
Table 2.5:All participants on ApprenticeshipsNI by Parliamentary Constituency (April 2014)	20
SECTION 3: APPRENTICESHIPSNI	21
Table 3.1:ApprenticeshipsNI leavers by sex (2007/08 to 2013/14)	21
Table 3.2:ApprenticeshipsNI leavers by level (2007/08 to 2013/14)	21
SECTION 4: MAIN OUTCOMES OF APPRENTICESHIPSNI PARTICIPANTS	22
Table 4.1:Qualifications achieved by participants leaving Level 2 Apprenticeships (2007/08 to 2013/14)	22
Table 4.2:Qualifications achieved by participants leaving Level 2/3 and Level 3 Progression Apprenticeships (2007/08 to 2013/14)	22

Percentages based on small numbers should be interpreted with caution.

Section 1: ApprenticeshipsNI Starts

Table 1.1: ApprenticeshipsNI starts by sex (2007/08 to 2013/14) ^{(1) (2)}

Academic year	Starts				
	Total	Male	% Male	Female	% Female
2007/08	4,280	2,767	65%	1,513	35%
2008/09	8,082	3,654	45%	4,428	55%
2009/10	7,835	3,665	47%	4,170	53%
2010/11	8,947	4,114	46%	4,833	54%
2011/12	7,880	3,703	47%	4,177	53%
2012/13	6,332	3,236	51%	3,096	49%
2013/14 (up to 30th Apr '14)	4,521	2,731	60%	1,790	40%
Total	47,877	23,870	50%	24,007	50%

Notes:

- (1) From September 2007, ApprenticeshipsNI were aimed at individuals aged 16-24, however in September 2008 they became all-age apprenticeships. From August 2012 adult apprenticeships have been restricted to the priority economic sectors needed to rebalance the economy.
- (2) These figures are for apprentices on ApprenticeshipsNI, they do not include those apprentices who remain on the Jobskills Modern Apprenticeships programme.

Source: Data extracted from the Department's Client Management System on 25th July 2014.

Table 1.2: ApprenticeshipsNI starts by level (2007/08 to 2013/14) ^{(1) (2) (3)}

Academic year	Total	Level 2	Level 3		Level not assigned
			Level 2/3	Level 3 Progression	
2007/08	4,280	3,068	711	333	168
2008/09	8,082	5,917	1,183	792	190
2009/10	7,835	5,402	671	1,602	160
2010/11	8,947	5,680	941	2,219	107
2011/12	7,880	4,991	574	2,219	96
2012/13	6,332	3,695	261	2,284	92
2013/14 (up to 30th Apr '14)	4,521	2,159	342	1,957	63
Total	47,877	30,912	4,683	11,406	876

Notes:

- (1) From September 2007, ApprenticeshipsNI were aimed at individuals aged 16-24, however in September 2008 they became all-age apprenticeships. From August 2012 adult apprenticeships have been restricted to the priority economic sectors needed to rebalance the economy.
- (2) These figures are for apprentices on ApprenticeshipsNI, they do not include those apprentices who remain on the Jobskills Modern Apprenticeships programme.
- (3) For definitions of each level of Apprenticeship, see Notes to Readers section.

Source: Data extracted from the Department's Client Management System on 25th July 2014.

Section 2: Occupancy on ApprenticeshipsNI

Table 2.1: All participants on ApprenticeshipsNI by sex (September 2007 to April 2014) ⁽¹⁾ ⁽²⁾ ⁽³⁾

Quarter	All			Level 2			Level 3						Level not assigned		
							Level 2/3			Level 3 Progression					
	Total	Male	Female	Total	Male	Female	Total	Male	Female	Total	Male	Female	Total	Male	Female
Sep-Oct 07	2,209	1,873	336	1,543	1,277	266	521	495	26	56	28	28	89	73	16
Nov-Jan 08	2,594	1,959	635	1,887	1,409	478	566	497	69	126	42	84	15	11	4
Feb-Apr 08	3,114	2,061	1,053	2,264	1,500	764	603	490	113	231	64	167	16	7	9
May-Jul 08	3,287	2,100	1,187	2,369	1,520	849	637	499	138	274	79	195	7	2	5
Aug-Oct 08	6,340	3,686	2,654	4,567	2,620	1,947	1,144	851	293	516	163	353	113	52	61
Nov-Jan 09	7,228	3,866	3,362	5,287	2,751	2,536	1,330	922	408	582	186	396	29	7	22
Feb-Apr 09	7,729	3,977	3,752	5,595	2,774	2,821	1,397	907	490	717	286	431	20	10	10
May-Jul 09	8,083	4,088	3,995	5,734	2,716	3,018	1,509	960	549	811	393	418	29	19	10
Aug-Oct 09	9,510	4,789	4,721	6,563	2,990	3,573	1,673	1,118	555	1,233	662	571	41	19	22
Nov-Jan 10	9,369	4,787	4,582	6,363	2,910	3,453	1,578	1,077	501	1,409	790	619	19	10	9
Feb-Apr 10	9,281	4,753	4,528	6,164	2,795	3,369	1,467	1,020	447	1,615	923	692	35	15	20
May-Jul 10	9,316	4,784	4,532	6,065	2,707	3,358	1,500	1,051	449	1,723	1,018	705	28	8	20
Aug-Oct 10	10,207	5,525	4,682	6,413	3,060	3,353	1,560	1,136	424	2,208	1,319	889	26	10	16
Nov-Jan 11	10,316	5,561	4,755	6,386	3,085	3,301	1,516	1,102	414	2,402	1,367	1,035	12	7	5
Feb-Apr 11	11,154	5,848	5,306	6,711	3,136	3,575	1,670	1,176	494	2,749	1,527	1,222	24	9	15
May-Jul 11	10,598	5,475	5,123	6,263	2,926	3,337	1,647	1,146	501	2,659	1,394	1,265	29	9	20
Aug-Oct 11	12,187	6,158	6,029	7,081	3,333	3,748	1,823	1,210	613	3,236	1,597	1,639	47	18	29
Nov-Jan 12	11,202	5,747	5,455	6,537	3,102	3,435	1,589	1,096	493	3,070	1,546	1,524	6	3	3
Feb-Apr 12	10,709	5,422	5,287	6,375	2,986	3,389	1,337	928	409	2,986	1,503	1,483	11	5	6
May-Jul 12	9,544	4,833	4,711	5,713	2,663	3,050	1,111	822	289	2,709	1,345	1,364	11	3	8
Aug-Oct 12	11,121	5,582	5,539	6,395	2,991	3,404	1,119	845	274	3,587	1,734	1,853	20	12	8
Nov-Jan 13	10,077	5,212	4,865	5,782	2,783	2,999	965	750	215	3,328	1,677	1,651	2	2	0
Feb-Apr 13	8,767	4,630	4,137	4,988	2,433	2,555	840	666	174	2,930	1,529	1,401	9	2	7
May-Jul 13	7,412	4,099	3,313	4,214	2,142	2,072	714	592	122	2,474	1,358	1,116	10	7	3
Aug-Oct 13	7,760	4,595	3,165	4,013	2,134	1,879	811	704	107	2,911	1,740	1,171	25	17	8
Nov-Jan 14	7,109	4,382	2,727	3,507	1,953	1,554	815	700	115	2,774	1,722	1,052	13	7	6
Feb-Apr 14	6,685	4,219	2,466	3,248	1,865	1,383	779	676	103	2,643	1,670	973	15	8	7

Notes:

- (1) From September 2007, ApprenticeshipsNI were aimed at individuals aged 16-24, however in September 2008 they became all-age apprenticeships. From August 2012 adult apprenticeships have been restricted to the priority economic sectors needed to rebalance the economy.
- (2) These figures are for apprentices on ApprenticeshipsNI, they do not include those apprentices who remain on the Jobskills Modern Apprenticeships programme.
- (3) For definitions of each level of Apprenticeship, see Notes to Readers section.

Source: Data extracted from the Department's Client Management System on 25th July 2014.

Table 2.2: All participants on ApprenticeshipsNI by Framework (April 2014) ⁽¹⁾ ⁽²⁾ ⁽³⁾

Framework	Total	Level 2	Level 3		Level not assigned
			Level 2/3	Level 3 Progression	
Accountancy	24	18	0	6	0
Agriculture	136	77	0	59	0
Amenity Horticulture	4	4	0	0	0
Barbering	6	3	0	3	0
Beauty Therapy	34	7	0	27	0
Business and Administration	103	52	6	45	0
Call Handling	73	73	0	0	0
Catering and Hospitality	466	363	4	99	0
Catering and Professional Chefs	45	35	2	8	0
Child Care, Learning and Development	213	30	4	179	0
Construction	82	82	0	0	0
Construction Crafts	230	0	0	230	0
Contact Centre Operation	12	0	0	12	0
Craft Baking	1	1	0	0	0
Customer Service	285	176	79	30	0
Distribution and Warehousing	96	91	0	5	0
Electrical and Electronic Servicing	13	1	0	12	0
Electrical Distribution and Trans. Engineering	41	0	33	8	0
Electrotechnical	386	0	309	77	0
Engineering	885	357	188	340	0
Engineering Construction	1	0	0	1	0
Equine Industry	4	3	1	0	0
Extractives and Mineral Processing	1	0	0	1	0
Food and Drink Manufacturing Operations	13	12	1	0	0
Food Manufacture	207	164	4	39	0
Furniture Production	2	1	0	1	0
Gas Utilisation, Installation and Maintenance	14	0	14	0	0
Glass Industry Occupations	12	6	1	5	0
Hairdressing	276	62	2	212	0
Health and Social Care	562	335	31	196	0
Heating, Ventilation, Air Conditioning and Refrigeration	40	18	2	20	0
Hospitality	619	443	10	166	0
Housing	2	1	0	1	0
Insurance	103	85	12	6	0

Table 2.2 continued

Framework	Total	Level 2	Level 3		Level not assigned
			Level 2/3	Level 3 Progression	
IT and Telecoms Professional	25	16	0	9	0
IT Services and Development	34	25	0	9	0
IT User	47	25	1	21	0
Laboratory Technician	5	4	1	0	0
Land Based Service Engineering	56	6	0	50	0
Light Vehicle Body and Paint Operations	29	0	0	29	0
Management	154	0	6	148	0
Mechanical Engineering Services (Plumbing)	186	35	40	111	0
Motor Vehicle Industry	47	47	0	0	0
Pharmacy Services	15	6	0	9	0
Polymer Processing	6	1	1	4	0
Print Administration	4	0	0	4	0
Print Production	11	0	0	11	0
Printing Industry	12	12	0	0	0
Providing Mortgage Advice	1	0	0	1	0
Retail	385	284	5	96	0
Security Systems	16	6	0	10	0
Team Leading	156	156	0	0	0
Vehicle Body and Paint	29	29	0	0	0
Vehicle Fitting	1	1	0	0	0
Vehicle Maintenance and Repair	393	73	2	318	0
Vehicle Parts	3	3	0	0	0
Water Utility Operations	39	19	20	0	0
Youth Work	17	0	0	17	0
Not Known	23	0	0	8	15
Total	6,685	3,248	779	2,643	15

Notes:

- (1) From September 2007, ApprenticeshipsNI were aimed at individuals aged 16-24, however in September 2008 they became all-age apprenticeships. From August 2012 adult apprenticeships have been restricted to the priority economic sectors needed to rebalance the economy.
- (2) These figures are for apprentices on ApprenticeshipsNI, they do not include those apprentices who remain on the Jobskills Modern Apprenticeships programme.
- (3) For definitions of each level of Apprenticeship, see Notes to Readers section.

Source: Data extracted from the Department's Client Management System on 25th July 2014.

Table 2.3: All participants on ApprenticeshipsNI by equality group (April 2014) ⁽¹⁾ ⁽²⁾ ⁽³⁾

Equality Group	Equality Sub-Categories	Total	Level 2	Level 3		Level not assigned
				Level 2/3	Level 3 Progression	
All	All	6,685	3,248	779	2,643	15
Age ⁽⁴⁾	16-19	2,589	1,023	412	1,149	5
	20-24	3,082	1,582	272	1,221	7
	25+	1,014	643	95	273	3
Sex	Male	4,219	1,865	676	1,670	8
	Female	2,466	1,383	103	973	7
Background	Catholic	2,305	1,219	194	887	5
	Protestant	2,503	1,233	257	1,006	7
	Other	302	179	19	102	2
	Not Known ⁽⁵⁾	1,575	617	309	648	1
Ethnicity	White	6,523	3,182	716	2,611	14
	Non White	135	53	49	32	1
	Not Known ⁽⁵⁾	27	13	14	0	0
Dependants	No Dependants	2,362	1,205	272	879	6
	With Dependants	265	173	19	71	2
	Not Known ⁽⁵⁾	4,058	1,870	488	1,693	7
Disability	Non Disabled	6,418	3,116	761	2,530	11
	Disabled ⁽⁶⁾	267	132	18	113	4
Marital Status	Single	3,714	1,834	437	1,436	7
	Married/Co-Habiting	167	113	17	35	2
	Widowed/Separated/Divorced	67	47	5	15	0
	Not Known ⁽⁵⁾	2,737	1,254	320	1,157	6

Notes:

- (1) From September 2007, ApprenticeshipsNI were aimed at individuals aged 16-24, however in September 2008 they became all-age apprenticeships. From August 2012 adult apprenticeships have been restricted to the priority economic sectors needed to rebalance the economy.
- (2) These figures are for apprentices on ApprenticeshipsNI, they do not include those apprentices who remain on the Jobskills Modern Apprenticeships programme.
- (3) For definitions of each level of Apprenticeship, see Notes to Readers section.
- (4) 'Age' relates to age of the participant on starting provision.
- (5) The 'Not Known' category is where information has not been recorded or is not available for a participant.
- (6) The 'Disabled' category relates to all those participants for whom the Department has a disability recorded.

Source: Data extracted from the Department's Client Management System on 25th July 2014.

Table 2.4: All participants on ApprenticeshipsNI by Local Government District (April 2014) ⁽¹⁾ ⁽²⁾ ⁽³⁾

Local Government District ⁽⁴⁾	Total	Level 2	Level 3		Level not assigned
			Level 2/3	Level 3 Progression	
Antrim	275	151	23	100	1
Ards	272	129	33	105	5
Armagh	230	124	42	62	2
Ballymena	285	129	36	120	0
Ballymoney	98	48	11	39	0
Banbridge	150	67	22	61	0
Belfast	1,128	564	143	420	1
Carrickfergus	162	55	31	76	0
Castlereagh	258	129	43	86	0
Coleraine	137	77	9	50	1
Cookstown	164	93	14	57	0
Craigavon	287	157	28	102	0
Derry	352	199	12	141	0
Down	251	122	22	107	0
Dungannon	203	106	14	83	0
Fermanagh	229	76	28	124	1
Larne	146	68	18	60	0
Limavady	79	31	8	40	0
Lisburn	499	234	61	203	1
Magherafelt	171	80	32	59	0
Moyle	45	21	10	14	0
Newry & Mourne	273	110	31	130	2
Newtownabbey	354	173	50	131	0
North Down	246	139	34	73	0
Omagh	183	71	9	103	0
Strabane	149	68	13	67	1
Not Known ⁽⁵⁾	59	27	2	30	0
Total	6,685	3,248	779	2,643	15

Notes:

- (1) From September 2007, ApprenticeshipsNI were aimed at individuals aged 16-24, however in September 2008 they became all-age apprenticeships. From August 2012 adult apprenticeships have been restricted to the priority economic sectors needed to rebalance the economy.
- (2) These figures are for apprentices on ApprenticeshipsNI, they do not include those apprentices who remain on the Jobskills Modern Apprenticeships programme.
- (3) For definitions of each level of Apprenticeship, see Notes to Readers section.
- (4) Local Government District (LGD) is based on a participant's home postcode. It should be noted that although they live in a particular LGD, they may work elsewhere.
- (5) 'Not Known' includes those participants for whom postcode is not known / incorrect or where postcode cannot be mapped to LGD.

Source: Data extracted from the Department's Client Management System on 25th July 2014.

Table 2.5: All participants on ApprenticeshipsNI by Parliamentary Constituency (April 2014) ⁽¹⁾ ⁽²⁾ ⁽³⁾

Parliamentary Constituency ⁽⁴⁾	Total	Level 2	Level 3		Level not assigned
			Level 2/3	Level 3 Progression	
Belfast East	398	197	54	147	0
Belfast North	445	228	60	157	0
Belfast South	359	191	38	129	1
Belfast West	463	206	71	186	0
East Antrim	358	142	61	155	0
East Londonderry	248	121	18	108	1
Fermanagh & South Tyrone	375	146	37	191	1
Foyle	320	186	11	123	0
Lagan Valley	356	173	41	141	1
Mid-Ulster	392	209	51	132	0
Newry & Armagh	368	194	55	116	3
North Antrim	416	195	51	170	0
North Down	291	164	38	87	2
South Antrim	481	250	51	179	1
South Down	341	139	33	168	1
Strangford	312	150	40	119	3
Upper Bann	371	191	45	135	0
West Tyrone	332	139	22	170	1
Not Known ⁽⁵⁾	59	27	2	30	0
Total	6,685	3,248	779	2,643	15

Notes:

- (1) From September 2007, ApprenticeshipsNI were aimed at individuals aged 16-24, however in September 2008 they became all-age apprenticeships. From August 2012 adult apprenticeships have been restricted to the priority economic sectors needed to rebalance the economy.
- (2) These figures are for apprentices on ApprenticeshipsNI, they do not include those apprentices who remain on the Jobskills Modern Apprenticeships programme.
- (3) For definitions of each level of Apprenticeship, see Notes to Readers section.
- (4) Parliamentary Constituency (PC) is based on a participant's home postcode. It should be noted that although they live in a particular PC, they may work elsewhere.
- (5) 'Not Known' includes those participants for whom postcode is not known / incorrect or where postcode cannot be mapped to PC.

Source: Data extracted from the Department's Client Management System on 25th July 2014.

Section 3: ApprenticeshipsNI Leavers

Table 3.1: ApprenticeshipsNI leavers by sex (2007/08 to 2013/14) ^{(1) (2) (3)}

Academic year	Leavers				
	Total	Male	% Male	Female	% Female
2007/08	947	640	68%	307	32%
2008/09	3,172	1,649	52%	1,523	48%
2009/10	6,516	2,932	45%	3,584	55%
2010/11	7,761	3,473	45%	4,288	55%
2011/12	9,020	4,368	48%	4,652	52%
2012/13	8,506	3,949	46%	4,557	54%
2013/14 (up to 30th Apr '14)	6,162	3,127	51%	3,035	49%
Total	42,084	20,138	48%	21,946	52%

Notes:

- (1) From September 2007, ApprenticeshipsNI were aimed at individuals aged 16-24, however in September 2008 they became all-age apprenticeships. From August 2012 adult apprenticeships have been restricted to the priority economic sectors needed to rebalance the economy.
- (2) These figures are for apprentices on ApprenticeshipsNI, they do not include those apprentices who remain on the Jobskills Modern Apprenticeships programme.
- (3) For definitions of each level of Apprenticeship, see Notes to Readers section.

Source: Data extracted from the Department's Client Management System on 25th July 2014.

Table 3.2: ApprenticeshipsNI leavers by level (2007/08 to 2013/14) ^{(1) (2) (3)}

Academic year	Total	Level 2	Level 3		Level not assigned
			Level 2/3	Level 3 Progression	
2007/08	947	657	71	56	163
2008/09	3,172	2,461	306	228	177
2009/10	6,516	5,053	666	640	157
2010/11	7,761	5,531	786	1,336	108
2011/12	9,020	5,622	1,158	2,133	107
2012/13	8,506	5,224	645	2,549	88
2013/14 (up to 30th Apr '14)	6,162	3,641	332	2,126	63
Total	42,084	28,189	3,964	9,068	863

Notes:

- (1) From September 2007, ApprenticeshipsNI were aimed at individuals aged 16-24, however in September 2008 they became all-age apprenticeships. From August 2012 adult apprenticeships have been restricted to the priority economic sectors needed to rebalance the economy.
- (2) These figures are for apprentices on ApprenticeshipsNI, they do not include those apprentices who remain on the Jobskills Modern Apprenticeships programme.
- (3) For definitions of each level of Apprenticeship, see Notes to Readers section.

Source: Data extracted from the Department's Client Management System on 25th July 2014.

Section 4: Main Outcomes of ApprenticeshipsNI participants

Table 4.1: Qualifications achieved by participants leaving Level 2 Apprenticeships (2007/08 to 2013/14) ^{(1) (2) (3)}

Academic Year	Total Leavers	Number of leavers achieving each qualification		% of leavers achieving each qualification	
		NVQ Level 2	Full Framework Level 2	NVQ Level 2	Full Framework Level 2
2007/08	657	60	46	9%	7%
2008/09	2,461	1,041	895	42%	36%
2009/10	5,053	3,399	2,887	67%	57%
2010/11	5,531	3,840	3,402	69%	62%
2011/12	5,622	3,951	3,524	70%	63%
2012/13	5,224	3,635	3,350	70%	64%
2013/14 (up to 30th Apr '14)	3,641	2,749	2,528	76%	69%
Total	28,189	18,675	16,632	66%	59%

Notes:

- (1) From September 2007, ApprenticeshipsNI were aimed at individuals aged 16-24, however in September 2008 they became all-age apprenticeships. From August 2012 adult apprenticeships have been restricted to the priority economic sectors needed to rebalance the economy.
- (2) These figures are for apprentices on ApprenticeshipsNI, they do not include those apprentices who remain on the Jobskills Modern Apprenticeships programme.
- (3) For definitions of Level 2 Apprenticeships, see Notes to Readers section.

Source: Data extracted from the Department's Client Management System on 25th July 2014.

Table 4.2: Qualifications achieved by participants leaving Level 2/3 and Level 3 Progression Apprenticeships (2007/08 to 2013/14) ^{(1) (2) (3)}

Academic Year	Total Leavers	Number of leavers achieving each qualification				% of leavers achieving each qualification			
		NVQ Level 2	NVQ Level 3	Full Framework Level 2	Full Framework Level 3	NVQ Level 2	NVQ Level 3	Full Framework Level 2	Full Framework Level 3
2007/08	127	6	1	0	0	5%	1%	0%	0%
2008/09	534	85	86	10	69	16%	16%	2%	13%
2009/10	1,306	188	577	40	474	14%	44%	3%	36%
2010/11	2,122	213	1,372	30	1,210	10%	65%	1%	57%
2011/12	3,291	425	2,420	21	2,276	13%	74%	1%	69%
2012/13	3,194	370	2,394	39	2,252	12%	75%	1%	71%
2013/14 (up to 30th Apr '14)	2,458	247	1,770	43	1,665	10%	72%	2%	68%
Total	13,032	1,534	8,620	183	7,946	12%	66%	1%	61%

Notes:

- (1) From September 2007, ApprenticeshipsNI were aimed at individuals aged 16-24, however in September 2008 they became all-age apprenticeships. From August 2012 adult apprenticeships have been restricted to the priority economic sectors needed to rebalance the economy.
- (2) These figures are for apprentices on ApprenticeshipsNI, they do not include those apprentices who remain on the Jobskills Modern Apprenticeships programme.
- (3) For definitions of Level 2/3 and Level 3 Progression Apprenticeships, see Notes to Readers section.

Source: Data extracted from the Department's Client Management System on 25th July 2014.

people:skills:jobs:



Department for
**Employment
and Learning**
www.delni.gov.uk



INVESTOR IN PEOPLE

THE DEPARTMENT:

Our aim is to promote learning and skills, to prepare people for work and to support the economy.

This document is available in other formats upon request.



Further information:

Mark McFetridge

Department for Employment and Learning

Adelaide House

39-49 Adelaide Street

Belfast BT2 8FD

Tel: 028 9025 7594 / 028 9025 7736

Fax: 028 9025 7696

Email: mark.mcfetridge@delni.gov.uk

analyticalservices@delni.gov.uk

Web: www.delni.gov.uk